



maintronic

# DPA250 / DPA500 digital 100V-ELA amplifier


Art.No.: 60.250 / 60.500



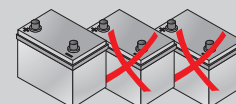
- Less battery capacity during emergency operation
- 90% block efficiency
- Fanless cooling system - maintenance-free
- Monitoring contacts
- Only 9W in standby mode
- Only 260mm installation dept
- Digital signal processing



Energy-saving  
9W in standby



Fanless cooling



Less battery capacity  
necessary

**Our digital 100V amplifiers are durable and high quality brand-name products** for professional ELA systems according to DIN EN 60849 / VDE 0828. A very reliable electronic design guarantees an uncompromisingly transmission quality ensures trouble-free operation. Very low waste heat, 90% block efficiency due to digital signal processing plus remote interface with:


Sound- and levelcontrol for each channel easily accessible recessed in the front. All operating conditions displayed with LED.

The cooling system works without a fan:


- maintenance-free
- no soiling

## Features:


- Control LED's for all signal- and operating conditions
- monitoring contacts for the battery
- monitoring contacts for the amplifier
- 1 and 2 channel in a 2RU 19" housing
- Only 260mm installation dept
- all supplys stucked with detachable screw clamps
- electronically balanced inputs with optional transducer
- automatic standby mode
- Protection circuits against no-load, short circuit, overheating, DC
- power supply 120/230V AC mains and 48V DC
- switch on delay



Digital signal processing increase the block efficiency to up to 90%



All important function with monitoring contacts



All operating elements are recessed mounted

# DPA250 / DPA500

## digital 100V-ELA amplifier

Art.No.: 60.250 / 60.500



### Power supply 120/230V AC:

When the mains loss detection the amplifier turns automatically to emergency battery power. Displayed through a front LED.

### Protection circuits:

Automatic shutdown at overheating of the amplifier, limiting of the power output and automatic shutdown at overload or short circuit of the loudspeaker-lines.

### Cooling:

The cooling has been designed to ensure a ventilation from the front to the left and right side. These construction allow a fanless cooling system which is maintenance-free.

### Inputs:

The power amplifier is equipped with two electronically balanced inputs for each channel (with optional transducer). One input is external switchable.

### Outputs:

50-70-100V potential-free

### Monitoring contacts:

reports via optocoupler:  
2x amplifier block OK  
DC energy supply OK

### Remote Power On:

A signal at the NF-Input >50dBm (70Hz-20kHz) leads to an immediate activation of the amplifier. After deactivating of the Signal, the amplifier turn off with a delayed time.

### Installation:

19" 2 RU for cabinet- or rackmounting  
An assembly one upon the other entail no reduced performance.

### Specifications

	measuring condition	DPA250	DPA 500 stereo	DPA500 mono
Power (RMS) (at 230V~ power supply)	40 Ohm/100V	1x250W	2x 250W	1x500W 200hm/100V
Supply voltage DC	48V DC	1x240W	2x 240W	1x480W
THD+N	1kHz 200W	0.29%		
Frequency response	-3dB	90Hz – 20kHz		
Input sensitivity	70Hz – 20kHz	1V eff		
Input impedance	1kHz	10Kohm		
Signal-to-noise ratio	1kHz; 250W; Vol 0.5	85dB		
Electronically balanced inputs	2 inputs for each channel input 2 switched on if needed			
Optional transducer potential-free				
Starting current	120 / 230V AC	11A with NTC recovery time 70 sec.		
Starting current with R 100hm optional	120 / 230V AC	2,5A / 5A (500mS) with R recovery time 1 sec.		
Power consumption	standby 24V DC	0,32A	0,43A	0,43A
	standby 48V DC		0.10 A	0.10 A
	standby 120/230V AC	0,09/0,045 A	0,12/0.058 A	0,12/0.058 A
Without signal	2Ch active, 24 DC	0,5 A	0.8 A	0.8 A
Without signal	2Ch active, 48V DC		0.25 A	0.25 A
Without signal	2Ch act. 120/230V AC	0,16/0,08A	0,28/0.14 A	0,28/ 0.14 A
Full load	24V DC sine signal	15A	26 A	26 A
Full load	48V DC sine signal		13.A	13 A
Full load	120/230V AC sine signal 100V 40 Ohm	3,4 / 1,7A	8 / 4 A	8 / 4 A
Dimension	19" 2HE (482x88x256 mm)			
Weight		12,5kg	16,5 kg	16,5kg
Power loss 100% full load		140W	320W	
Power loss 50% load		75W	171W	

### Connections:

- |  |  |
|--|--|
| (1) IEC plug - power supply 230V AC                                  | (4) Symmetrical inputs   |
| (2) DC-In plug-in screw terminal block 2 pin                         | (5) Switch channel 2   |
| (3) Loudspeaker outputs 50 / 100V plug-in screw terminal block 2 pin | (6) Monitoring contacts for faulties or dysfunction of the amplifier |
|  | (7) Pilot tone signal input  |
|  | (8) Fault alarm output for absentee emergency power supply           |

